

WILD HOG HARVEST REPORT

May 2018



(Sus scrofa)

Eglin AFB
Natural Resources Section



Wildlife Element

The data in this report represents the wild hogs harvested and checked out through the Jackson or Brier Creek game check stations. These three MU's represents 36.67% of the available acreage available to wild hog hunting on the Eglin reservation.

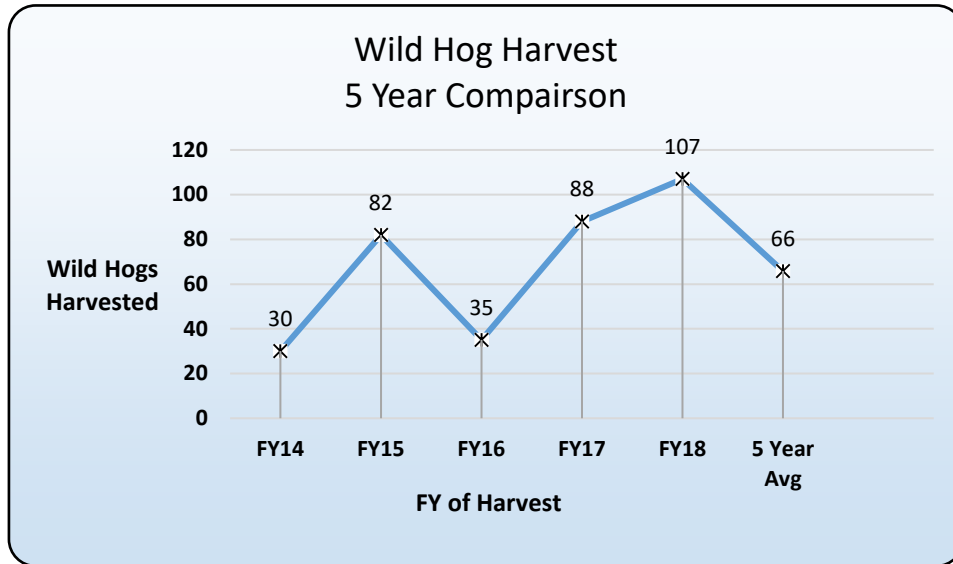
Eglin allowed wild hog harvest for 96 days on the Eglin reservation during the following seasons: Deer Dog Training, Early Archery, General Gun, Early Muzzleloading, Youth Weekend Hunt, Late Primitive Weapons, Spring Hog Hunt, and the Youth & Mobility Impaired Special Opportunity Hunts. During these seasons 107 (39 boar, 64 sow and 4 unknowns) wild hogs were harvested and checked through the game check stations.

2018 Harvest Records

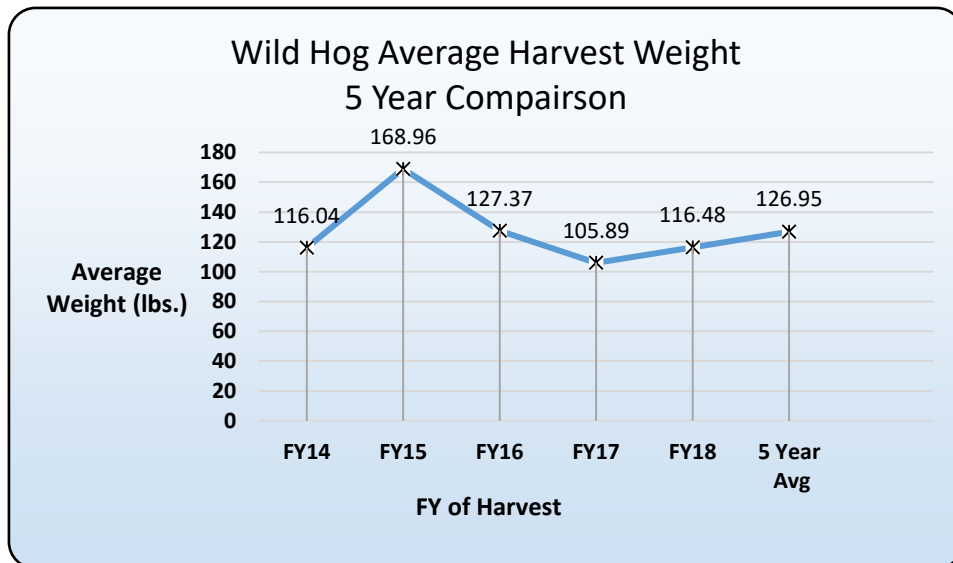
- The Jackson South was the top management unit with a harvest of 21 wild hogs.
- The largest boar (357.2 lbs.) was harvested in the Jackson North MU.
- The largest sow (197.2 lbs.) was harvested in the Jackson South MU.

| | 2014 | 2015 | 2016 | 2017 | 2018 | 5 Yr Avg. |
|---------------------------------------|--------|--------|--------|--------|--------|-----------|
| Total Wild Hogs Harvested | 31 | 82 | 35 | 88 | 107 | 65.8 |
| Average Wild Hog Weight (lbs.) | 116.04 | 168.96 | 127.37 | 105.89 | 116.48 | 126.95 |
| Average Boar Weight (lbs.) | 131.3 | 168.4 | 136.75 | 122.7 | 138.4 | 138.5 |
| Max Boar Weight (lb.) | 265.0 | 244.2 | 225 | 300 | 357.2 | 278.28 |
| Average Sow Weight (lbs.) | 90.2 | 170 | 118.52 | 92.5 | 103.7 | 114.98 |
| Maximum Sow Weight (lbs.) | 140.0 | 240.5 | 200 | 200 | 197.2 | 195.54 |

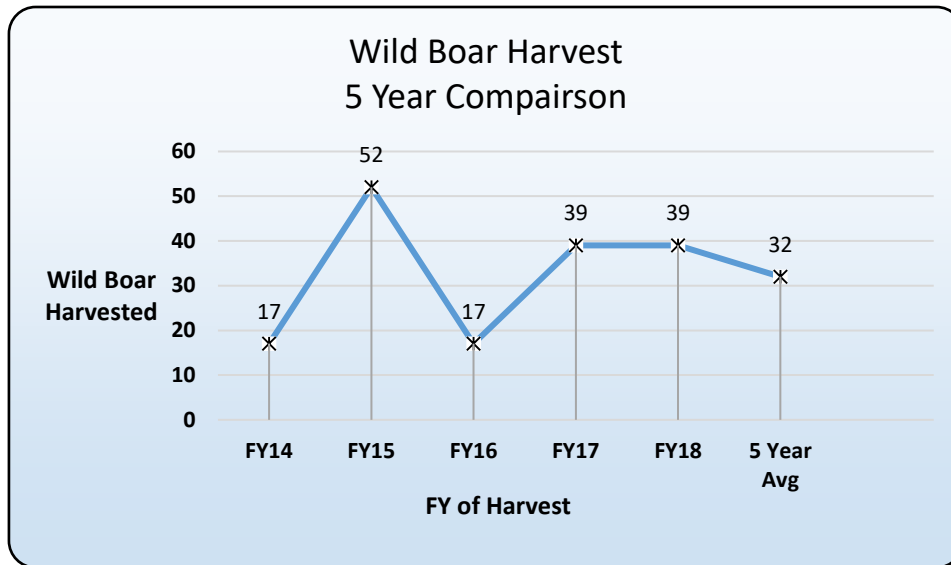
** Three wild hogs harvested were of unknown gender.*



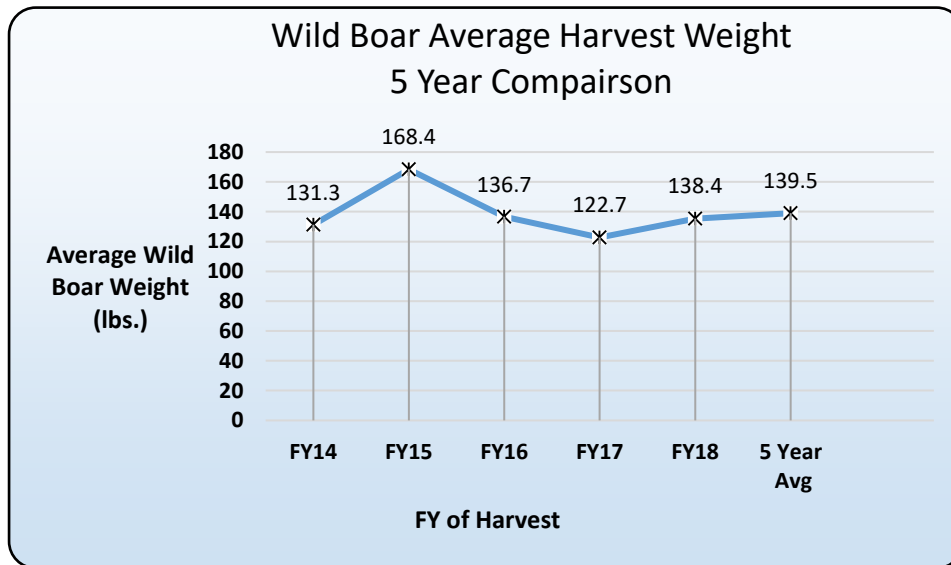
- This season’s harvest of 107 wild hogs represents a 21.59% increase over last season’s harvest of 88 wild hogs and is 62.12% above the 5 year average of 66 wild hogs.



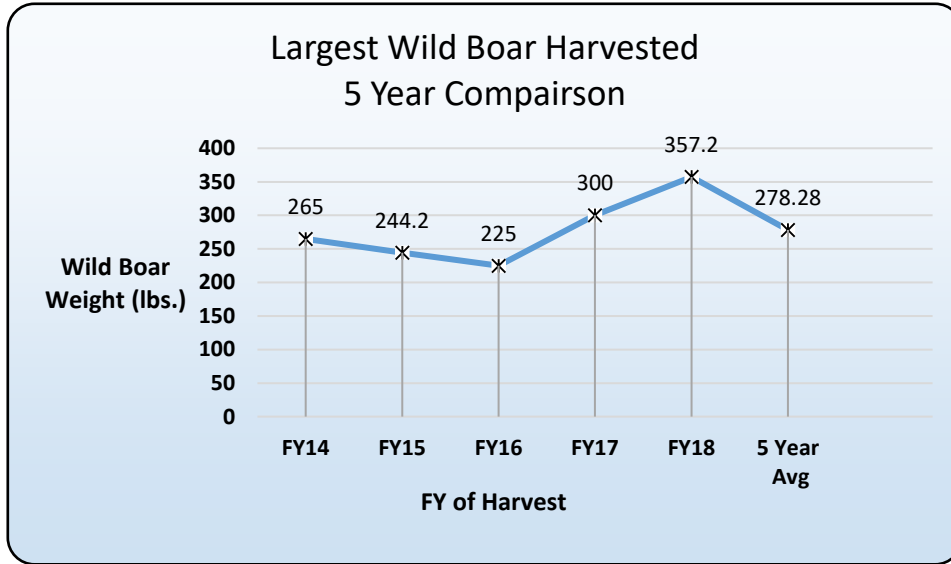
- This season’s wild hog average weight of 116.48 lbs. represents a 10% increase over last season’s average weight of 105.89 lbs. and is 8.25% below the 5 year wild hog average harvest weight of 126.95 lbs.



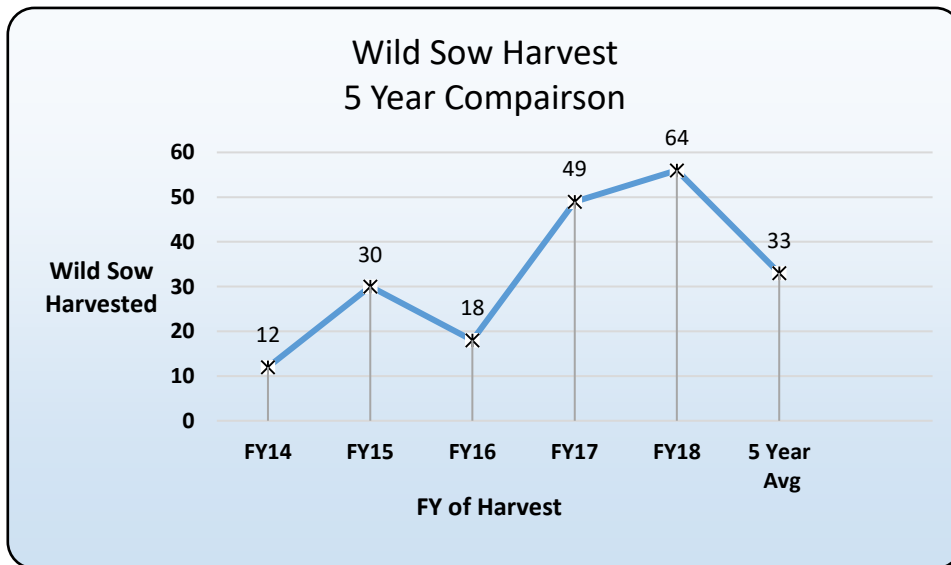
- This season’s wild boar harvest of 39 represents a 0% change over last season’s harvest of 39 wild hogs and is 21.88% above the 5 year average harvest of 32 wild boar.



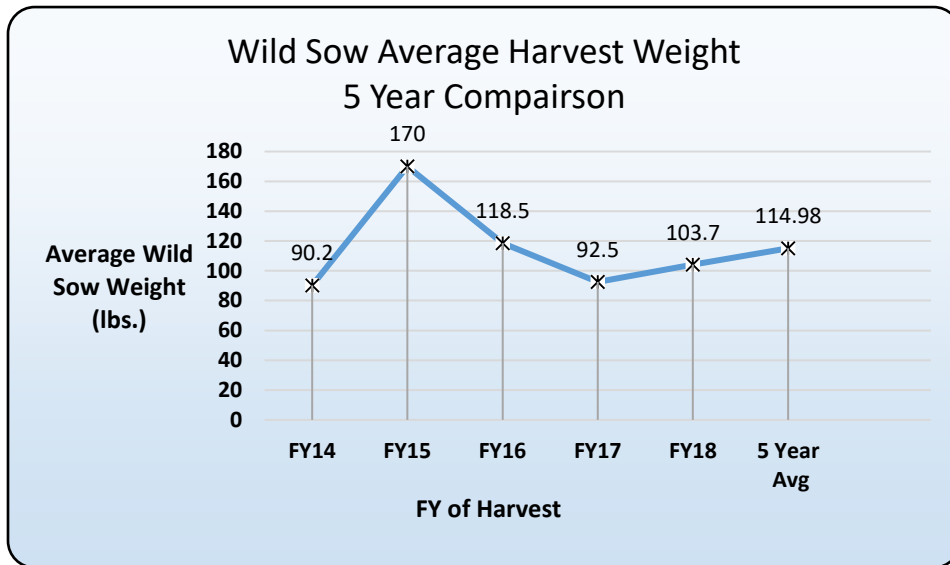
- This season’s average wild boar’s weight of 138.4 lbs. represents a 12.80% increase over last season’s average boar’s weight of 122.7 lbs. and is 0.36% below the 5 year average wild boar harvest weight of 138.9 lbs.



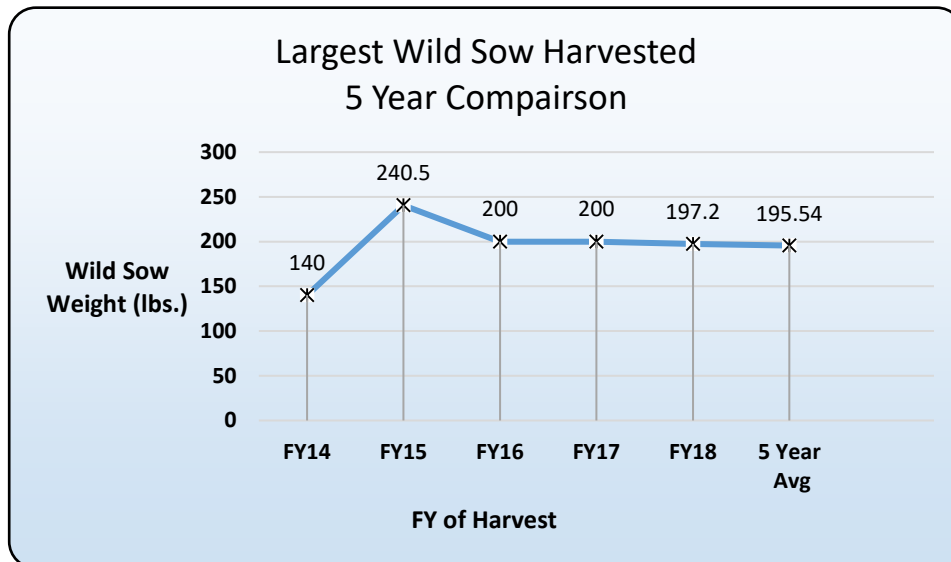
- This season largest wild boar harvested (357.2 lbs.) represents a 19.07% increase over last season’s largest wild boar harvested (300 lbs.) is 28.36% above the 5 year average of the largest wild boar harvested (278.28 lbs.).



- This season’s sow harvest of 64 represents a 30.61% increase over last season’s sow harvest of 49 sows and was 93.94% above the 5 year average of 33 sows.



- This season’s average sow’s weight of 103.7 lbs. represents a 12.11% increase over last season’s average boar’s weight of 92.5 lbs. and was 9.81% below the 5 year average sow harvest weight of 115.06 lbs.



- This season largest wild sow harvested (197.2 lbs.) represents a 1.40% decrease over last season’s largest wild sow harvested (200 lbs.) and is 0.85% above the 5 year average of the largest sow harvested of 195.54 lbs.