

WHITE-TAILED DEER HARVEST REPORT

May 2019



(*Odocoileus virginianus*)

Eglin AFB
Natural Resources Section



Wildlife Element

Figures in this year's report may differ from previous years, due to additional data being discovered.

Definitions:

Antler Point: Any antler projection measuring 1" from base to tip.

Antlered Deer: Any male deer with at least one antler 5" or greater.

Antlerless Deer: Any deer with antlers less than 5".

Doe: A female deer.

The white-tailed deer data contained within this report were collected at the Brier Creek, Jackson, and Sikes game check stations. The white-tailed deer checked through these check stations were harvested in the Jackson North and Jackson South, Brier Creek East, Brier Creek South, Brier Creek West, and Sikes MU's. These six MU's represents 93,257 acres of the 247,117 acres available to white-tailed deer hunting. This acreage accounts for 37.74% of the acreage available to deer hunting on the Eglin reservation.

White-tailed deer harvest on the Eglin reservation was allowed for a total of 87 days during Early Archery (33), General Gun (31), Early Muzzleloader (7), Youth Hunt Weekend (2), Late Primitive Weapons (10), and the Youth & Mobility Impaired Special Opportunity Hunts (4). During these seasons a total of 485 white-tailed deer (365 male and 120 female) were harvested.

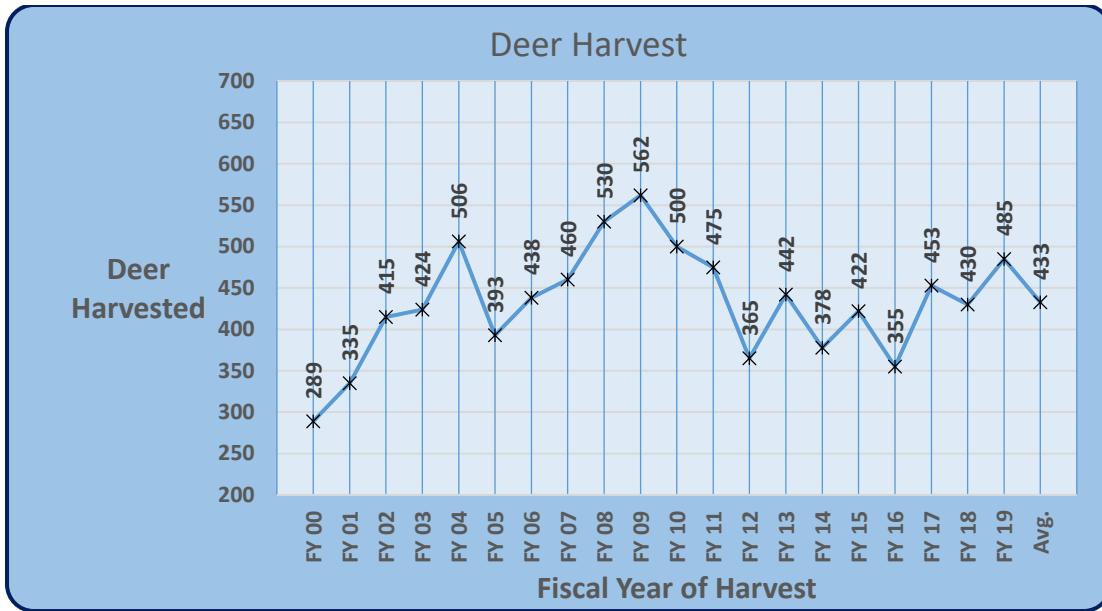
2019 Harvest Records

- Jackson (S) was the top management unit with a harvest of 110 deer harvested.
- The largest buck deer (185.8 lbs.) was harvested in the Brier Creek (W) MU
- The largest doe deer (125 lbs.) was harvested in the Jackson (N)MU
- The widest antler spread (21.25 in.) was harvested in the Western Range Complex during the Youth Hunt.
- The buck with largest number of points was 10. Thirteen 10-point bucks were harvested. Two from Brier Creek East; Four from Sikes; two from the East Range Complex; two from Jackson (N); one from Jackson (S); one from 7SFG Complex; and one from the West Range Complex.

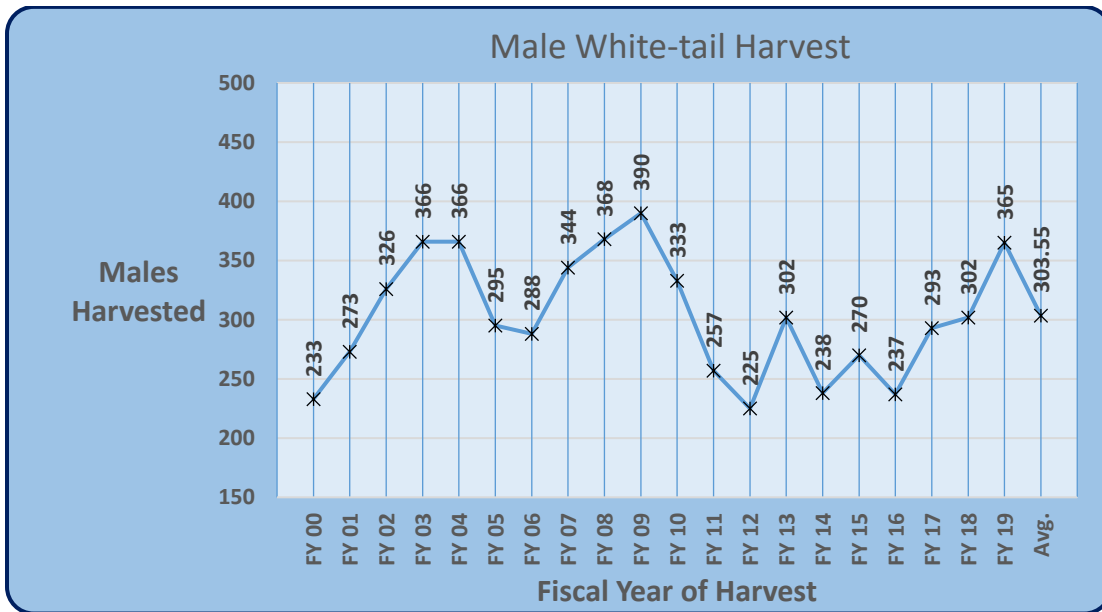
White-tailed Deer Category		Fiscal Year					5 Year Avg.
		FY 15	FY16	FY17	FY18	FY19	
Combined Harvest	Total Deer Harvested	422	393	451	429	485	436.000
	Mean Age of Deer Harvested	2.969	3.318	3.584	3.683	3.327	3.376
	Mean Weight (lbs.) of Deer Harvested	99.246	98.220	92.739	104.100	105.404	99.942
Antlered (Buck, 5" > Spikes) White-tail Deer Harvest	Total Antlered Deer Harvested	250	238	273	278	345	276.800
	Mean Antlered Deer Weight (lbs.)	106.236	108.822	104.667	114.153	114.480	109.672
	Maximum Antlered Deer Weight (lbs.)	169.000	165.000	169.00	171.500	185.800	172.060
	Minimum Antlered Deer Weight (lbs.)	54.600	50.000	54.000	78.000	75.000	50.000
	Mean Antlered Deer Age	2.910	3.424	3.598	3.893	3.415	3.448
	Mean Antler Deer Points	5.753	6.548	6.543	6.595	6.323	6.352
	Largest Number of Antler Points	10	10	10	14	10	10.800
	Mean Antler Spread (in.)	10.537	11.195	10.985	11.570	11.280	11.113
	Mean Antler Main Beam (in.)	12.123	13.102	12.850	13.133	12.939	12.830
	Mean Antler Circumference (in.)	3.218	2.847	3.096	3.021	2.915	3.019
Male (Buck, Button Buck, and Spikes) Harvested	Male* Deer Harvested	270	255	291	302	365	296.600
	Mean Male* Deer Weight (lbs.)	104.687	108.708	102.955	109.071	110.095	107.103
	Mean Male* Deer Age	2.848	3.321	3.525	3.567	3.282	3.309
	Mean Male* Deer Antler Points	6.230	6.518	6.543	6.137	6.065	6.299
Antlerless (Doe, Button Buck, and 5" < Spikes) Harvested	Total Antlerless^ Deer Harvested	171	155	178	151	140	159.000
	Mean Antlerless^ Deer Weight (lbs.)	73.195	74.219	71.316	84.131	80.340	77.544
	Mean Antlerless^ Deer Age	2.752	2.865	3.366	3.829	3.447	3.252
Doe Harvested	Doe Deer Harvested	151	138	160	127	120	139.200
	Mean Doe Deer Weight (lbs.)	77.807	74.219	71.316	84.131	80.340	77.563
	Maximum Doe Deer Weight (lbs.)	102	104	100	138	125	138
	Minimum Doe Deer Weight lbs.)	35	35	37	43	35	35
	Mean Doe Deer Age	3.209	2.865	3.366	3.829	3.447	3.343

Category Minimum

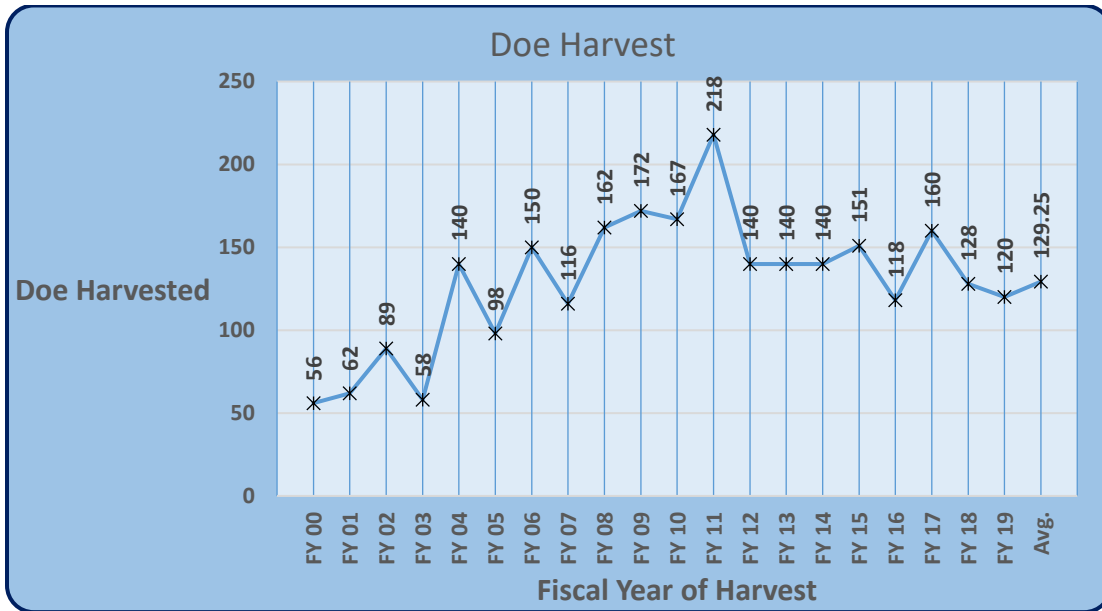
Category Maximum



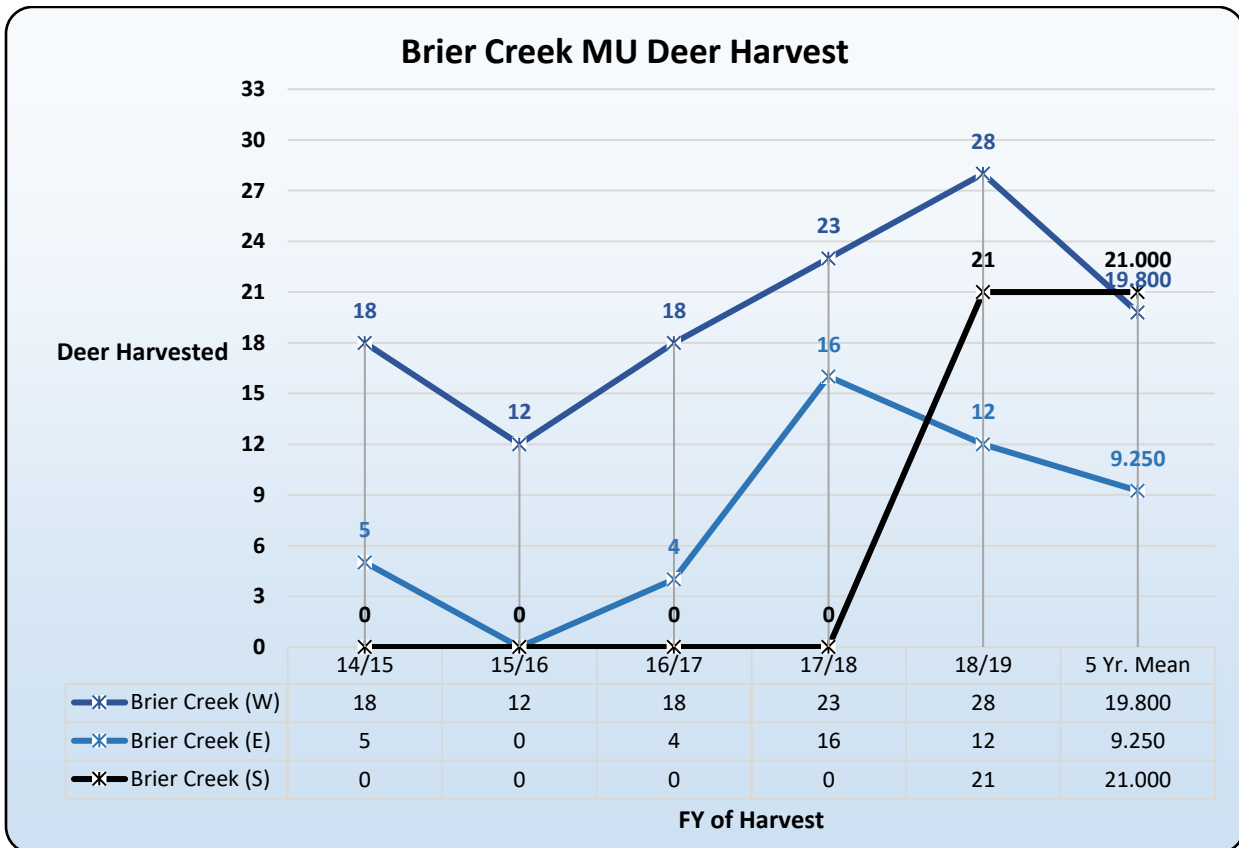
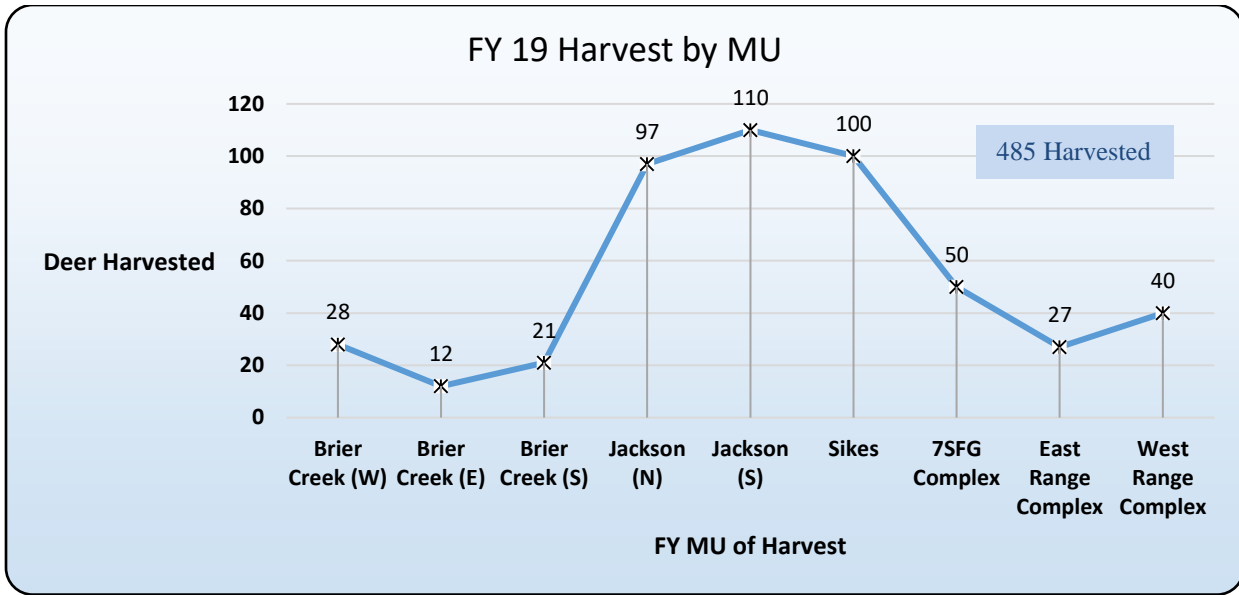
- This season’s harvest of 485 white-tailed deer is the highest since FY10 when 500 white-tail deer were harvested. This year’s harvest is a 12.01% increase over 19 year average of 433.



- This season’s harvest of 365 male deer is the highest since FY09 when 390 white-tailed deer were harvested. This year’s harvest is a 20.24% increase over 19 year average of 303.55.

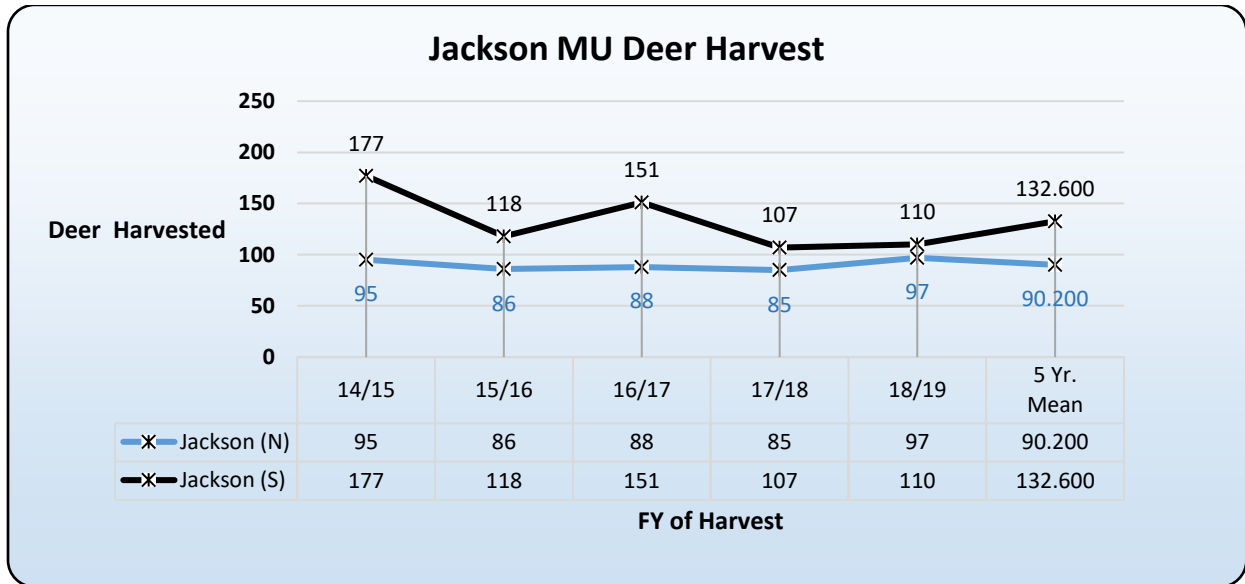


- This season’s white-tailed doe harvest of 120 is the 2nd lowest since FY07 when 116 white-tail does were harvested. This year’s harvest is a 7.16% decrease below the 19 year average of 129.25.

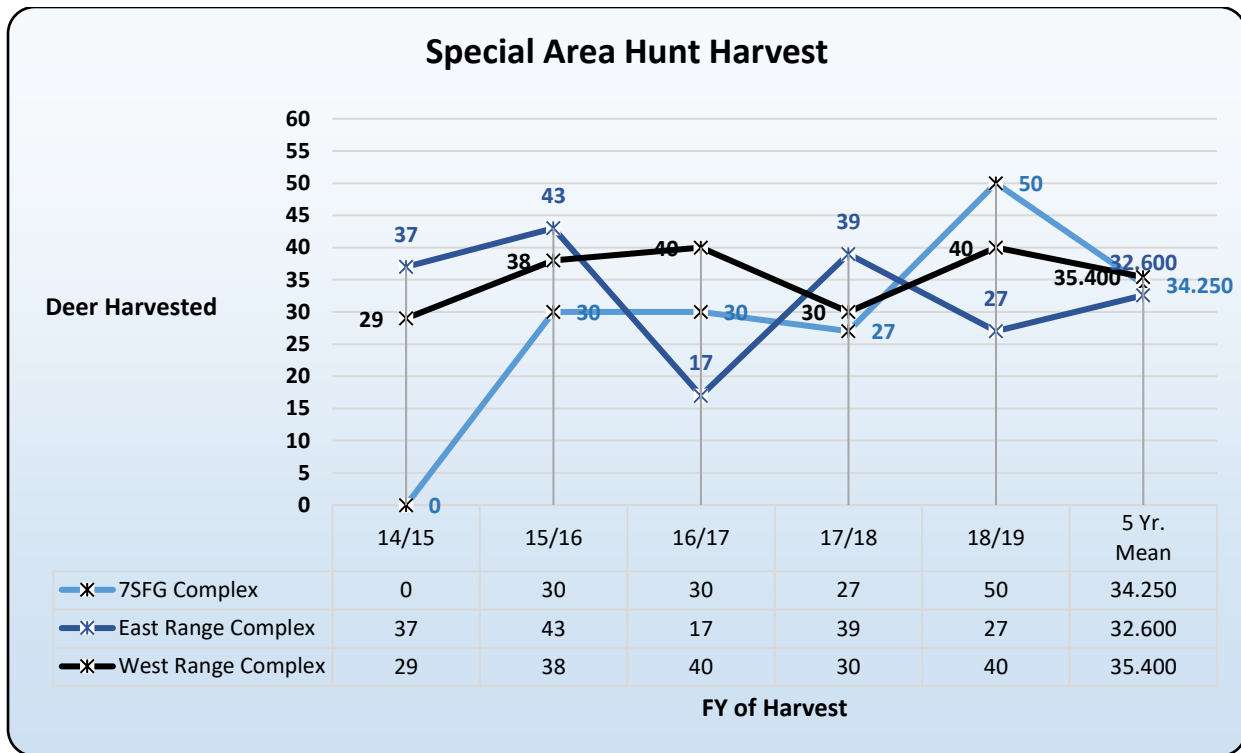


- This season’s Brier Creek (W) harvest was 28. This represents a 21.7% increase over last year’s harvest of 23 and is 41.4% above the five-year mean harvest of 19.8.
- This season’s Brier Creek (E) harvest was 12. This represents a 25.07% decrease over last year’s harvest of 16 and is 29.7% above the five-year mean harvest of 9.2.

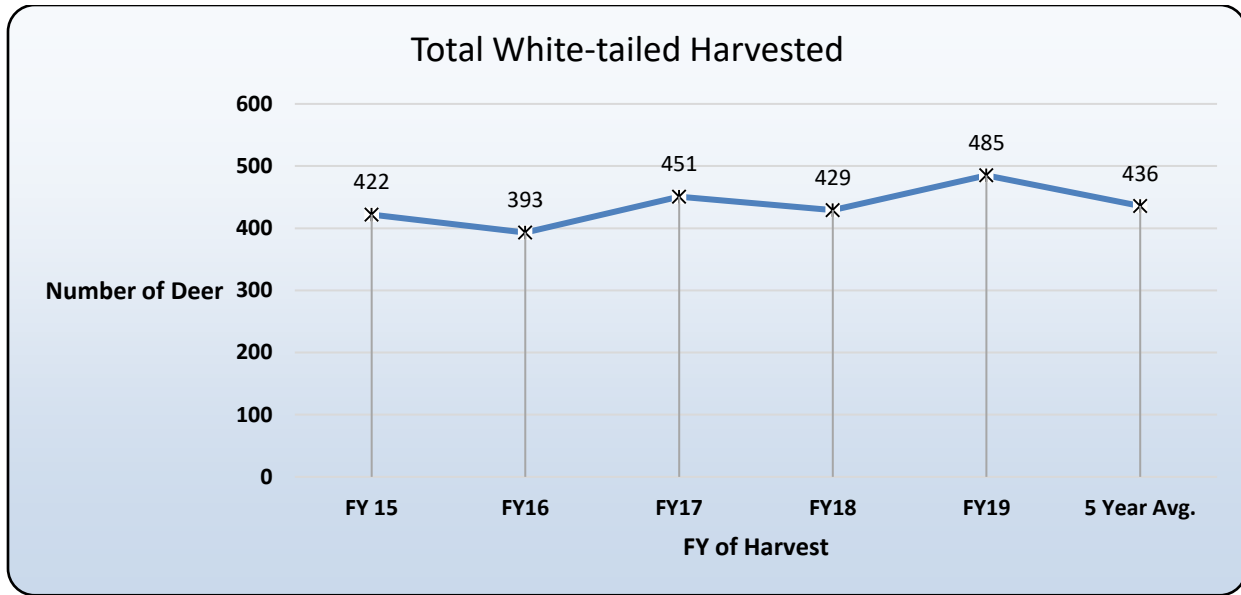
- This season’s Brier Creek (S) harvest was 21. This was the first season for the Brier Creek (S) MU.



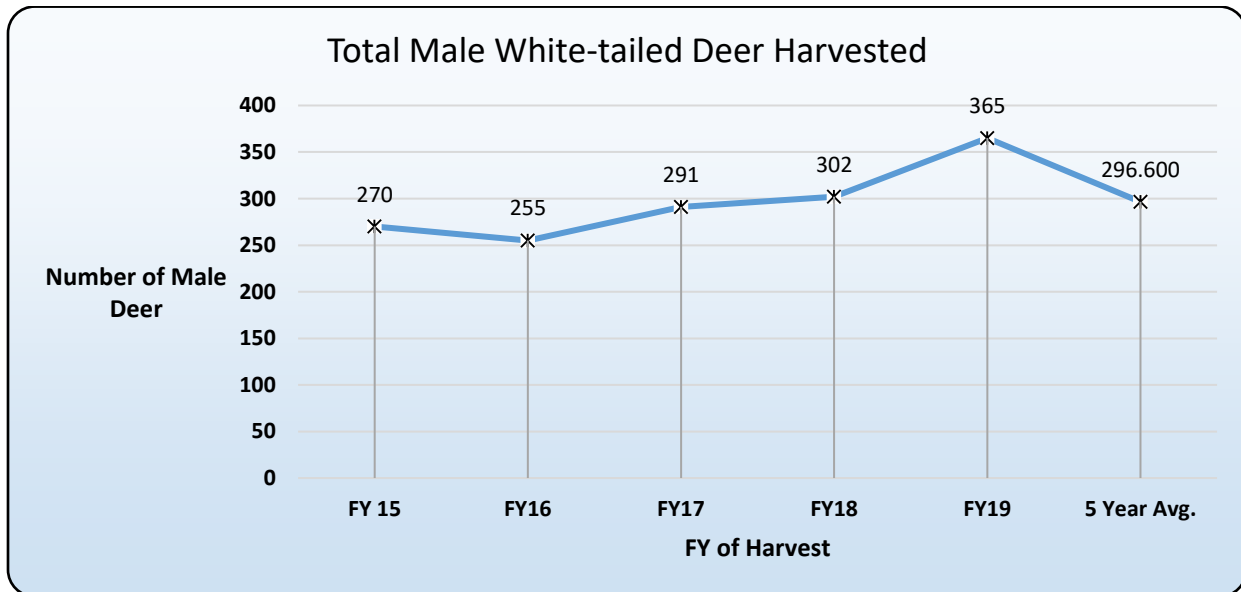
- This season’s Jackson (N) harvest was 97. This represents a 14.1% increase over last year’s harvest of 85 and is 7.5% above the five-year mean harvest of 90.2.
- This season’s Jackson (S) harvest was 110. This represents a 2.87% increase over last year’s harvest of 107 and is 17% below the five-year mean harvest of 132.6.



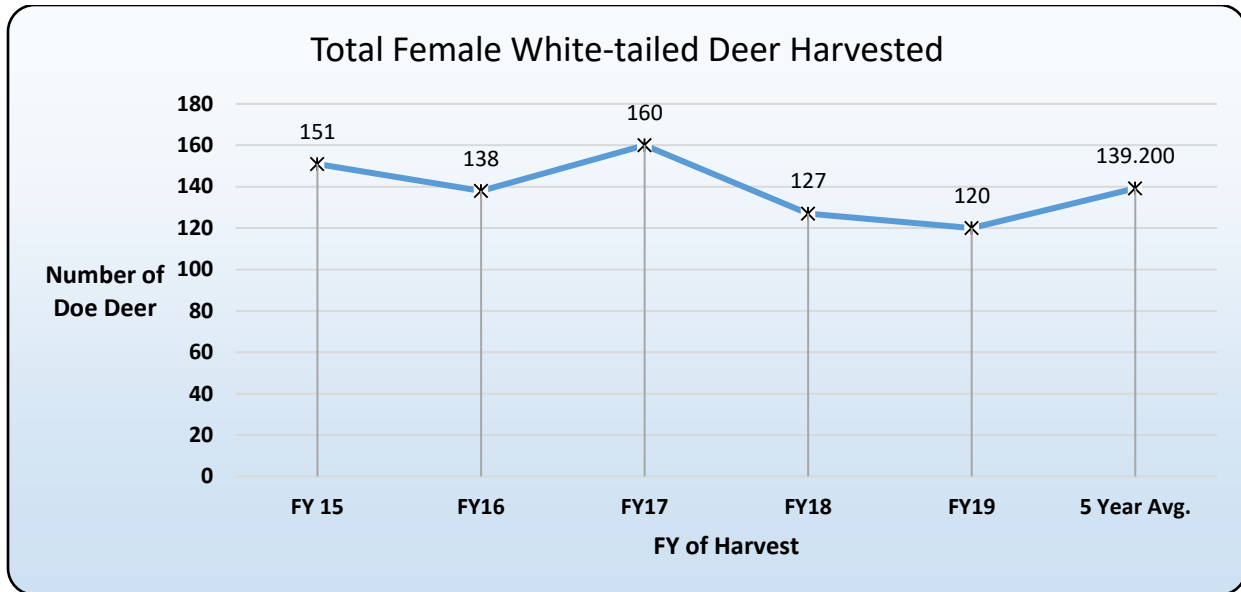
- This season’s 7SFG Complex harvest was 50. This represents an 85.2% increase over last year’s harvest of 27 and is 46.0% above the five-year mean harvest of 34.25.
- This season’s East Range Complex harvest was 27. This represents a 30.8% decrease over last year’s harvest of 39 and is 17.2% below the five-year mean harvest of 32.6.
- This season’s West Range Complex harvest was 40. This represents a 33.3% increase over last year’s harvest of 30 and is 13.0% above the five-year mean harvest of 35.4.



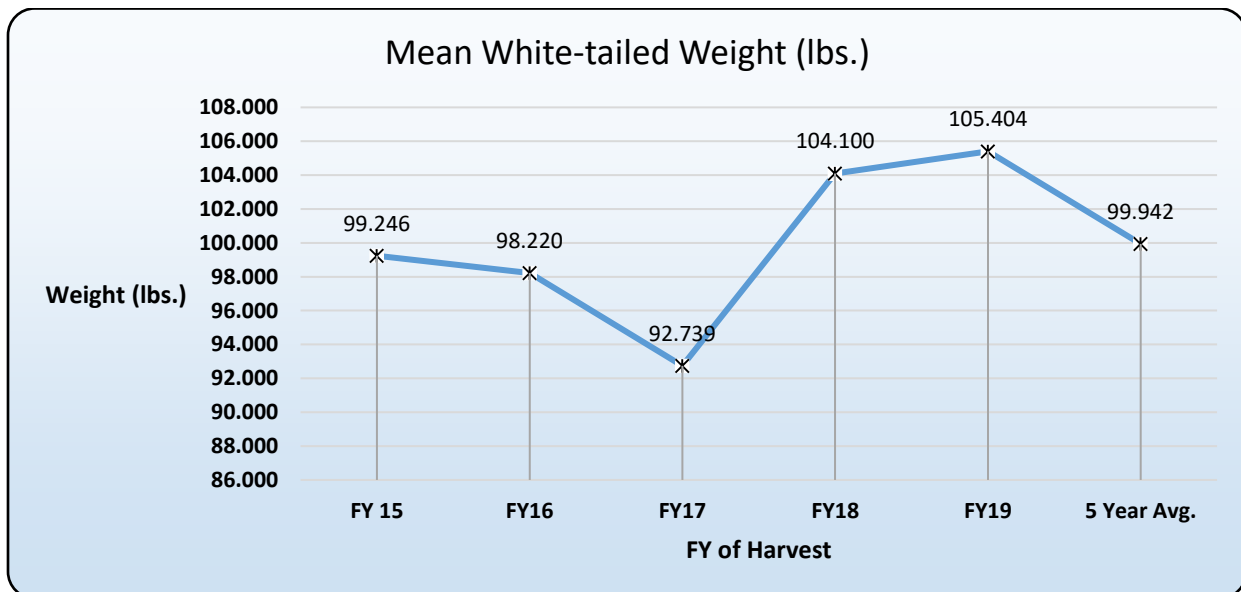
- This season’s harvest of 485 white-tailed deer represents a 13.1% increase over last season’s harvest of 429 white-tailed deer and is 11.2% above the 5-year season mean of 436 white-tailed deer.



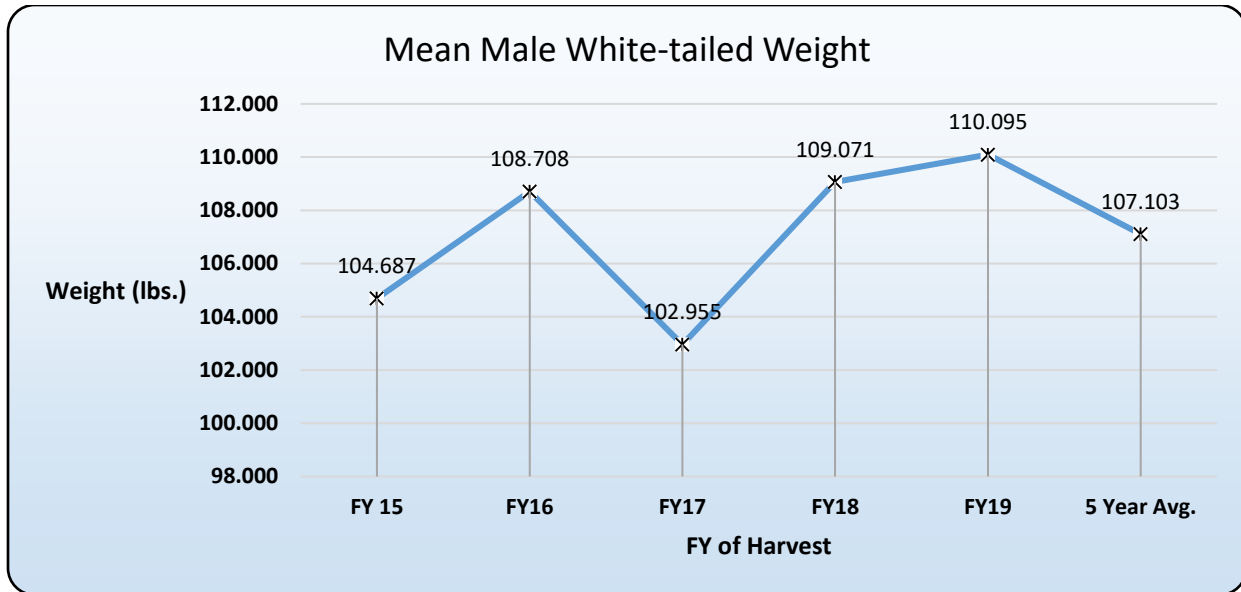
- This season’s harvest of 365 male white-tailed deer represents a 20.9% increase over last season’s harvest of 302 male white-tailed deer and is 23.1% above the 5-year season mean of 296 male white-tailed deer.



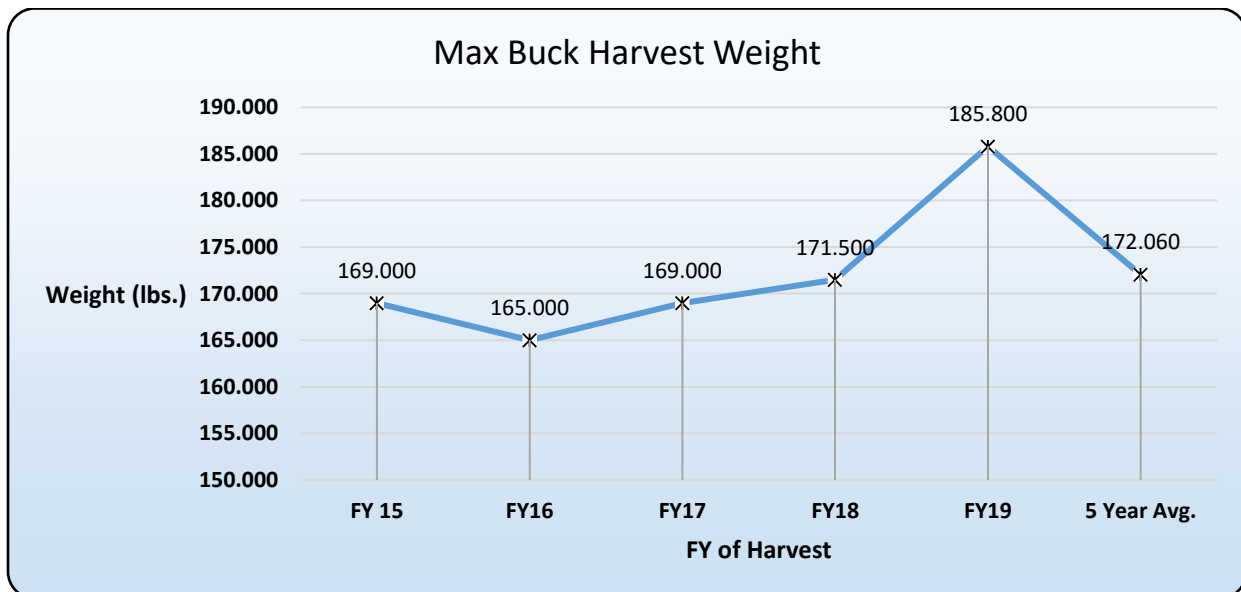
- This season’s harvest of 120 female white-tailed deer represents a 5.5% decrease over last season’s harvest of 127 female white-tailed deer and is 13.8% below the 5-year season mean of 139.2 female white-tailed deer.



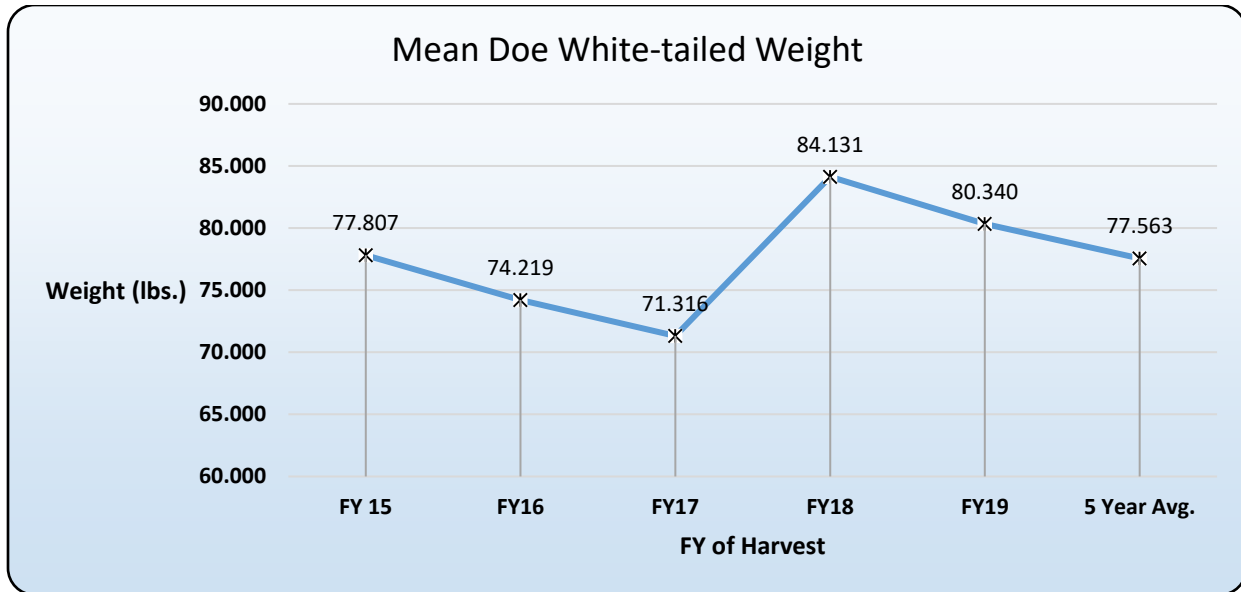
- This season’s mean weight of a harvested white-tailed deer was 105.404 lbs. This represents a 1.3% increase over last season’s mean harvest weight of 104.1 lbs. and is 5.5% above the 5-year season mean of 99.942 lbs.



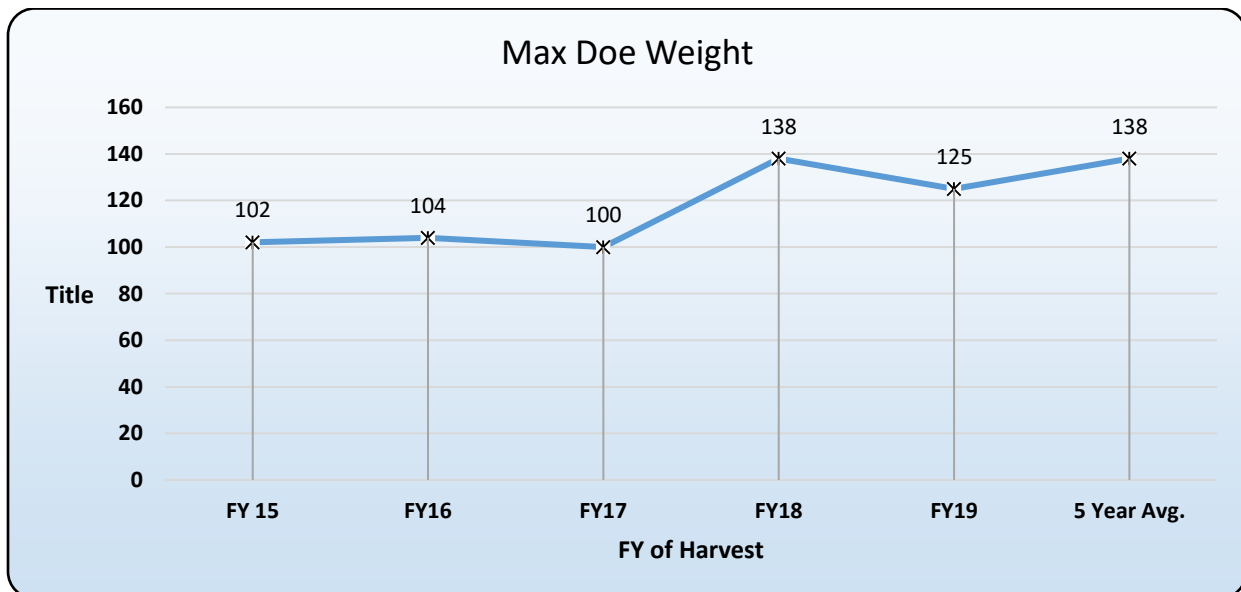
- This season’s mean harvested weight of a male white-tailed deer was 110.095 lbs. This represents a 0.9% increase over last season’s mean harvest weight of 109.071 lbs. and is 2.8% above the 5-year season mean of 107.103lbs.



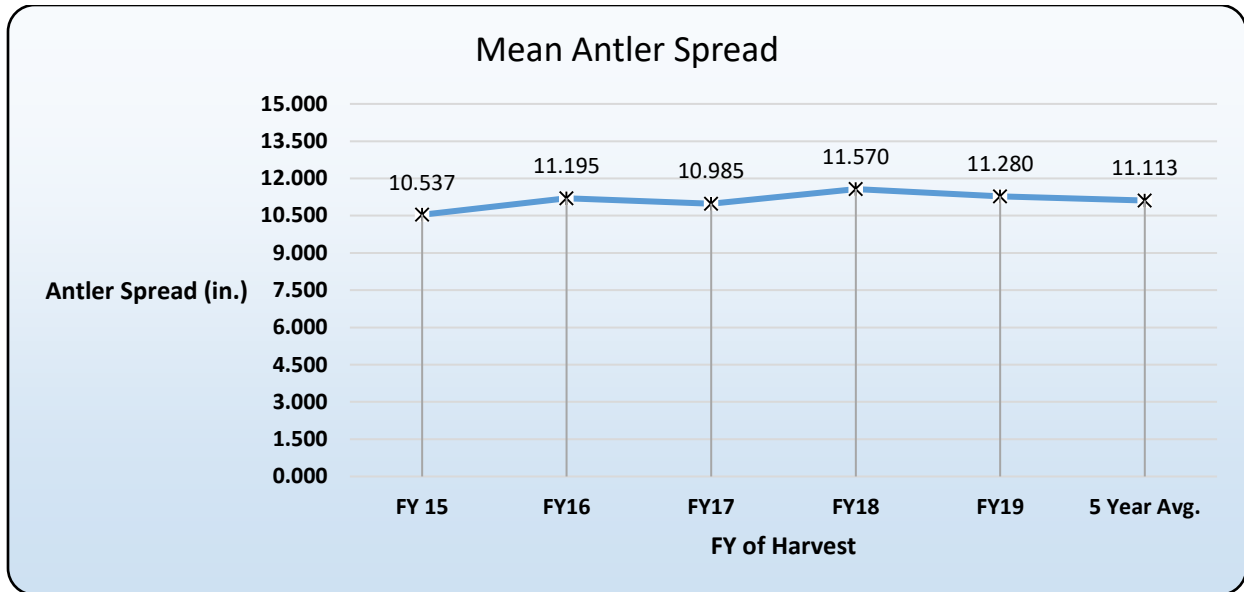
- This season’s maximum harvest weight of a buck white-tailed deer was 185.8 lbs. This represents an 8.3% increase over last season’s maximum weight of 171.5 lbs. and is 8.0% above the 5-year season mean of 172.06 lbs.



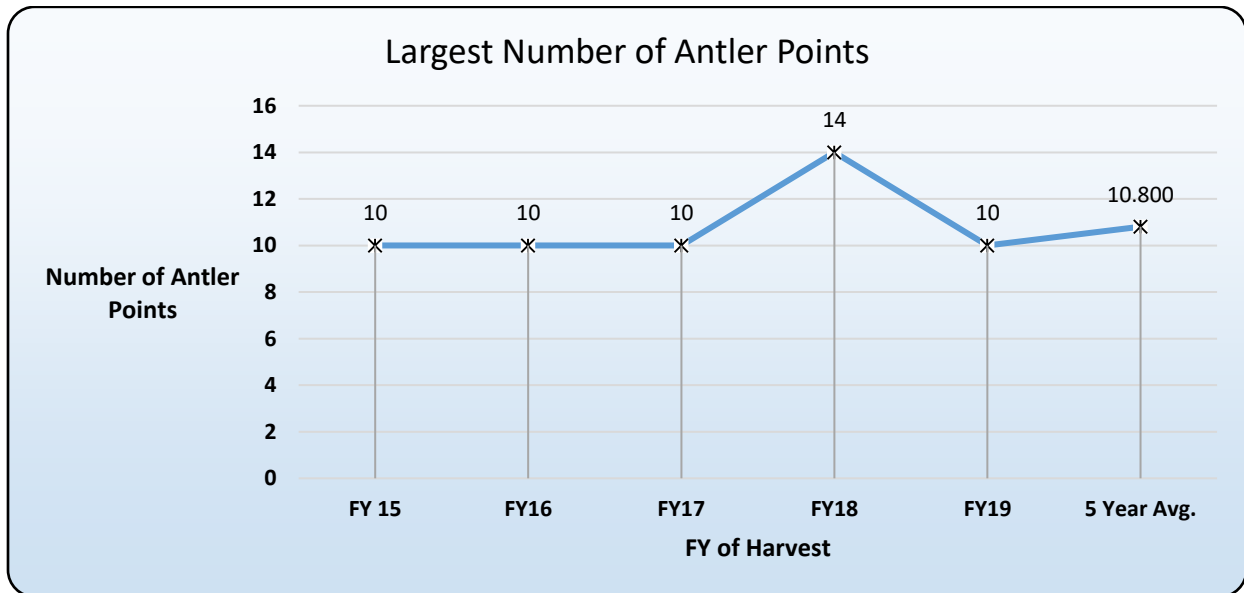
- This season’s mean harvested weight of a doe white-tailed deer was 80.34 lbs. This represents a 4.5% decrease over last season’s mean harvest weight of 84.131 lbs. and is 3.6% above the 5-year season mean of 77.563 lbs.



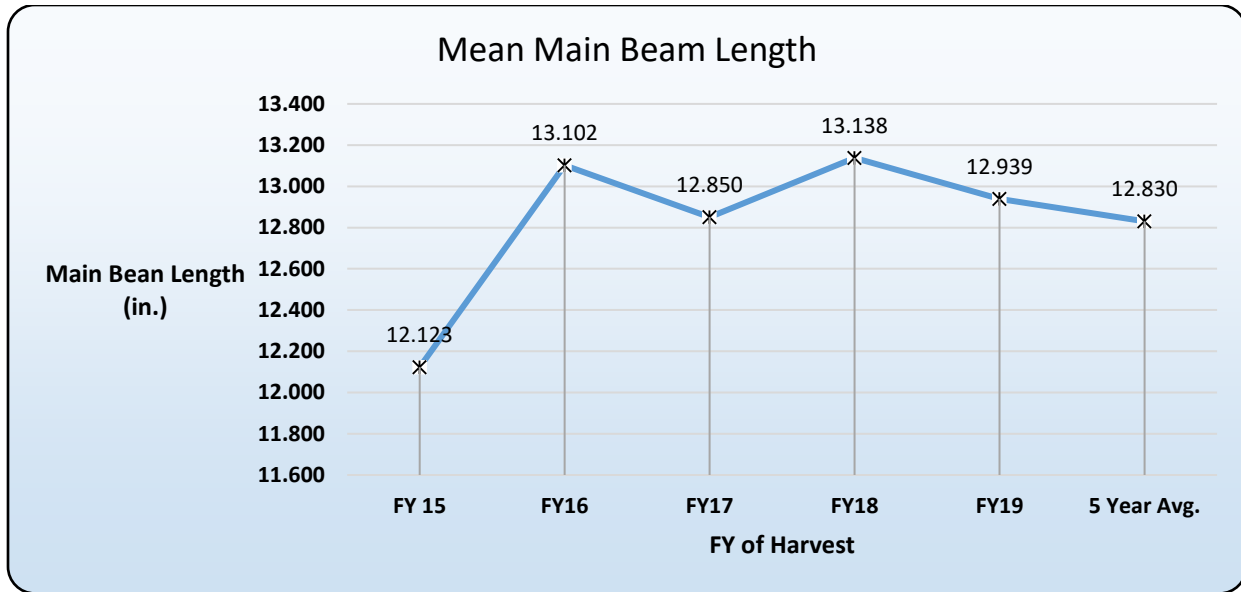
- This season’s maximum harvest weight of a doe white-tailed deer was 125.0 lbs. This represents a 9.4% decrease over last season’s maximum weight of 138.0 lbs. and is 9.4% below the 5-year season mean of 138.0 lbs.



- This season’s mean antler spread for white-tailed deer was 11.28 in. This represents a 2.5% decrease over last year’s spread of 11.57 in and is 1.5% above the 5-year mean of 11.13 in.



- This season’s buck with the largest number of antler points was 10. This represents a 28.6% decrease over last year’s buck that had 14 points and is 7.4% below the five-year mean antler point total of 10.8 antler points.



- This season’s main beam length was 12.939 in. This represents a 1.5% decrease over last year’s main beam length of 13.138 and is 0.8% above the five-year mean antler point total of 12.83 in.